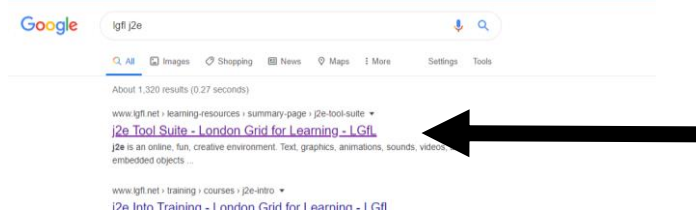



## Accessing J2e at Home

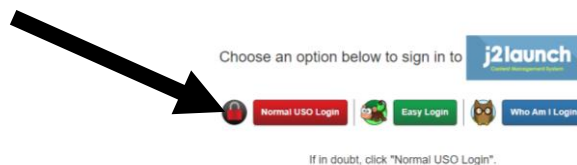
1. Google – Type : LGfL J2e
2. Click on top link – j2e Tool Suite – London Grid for Learning -LGfL



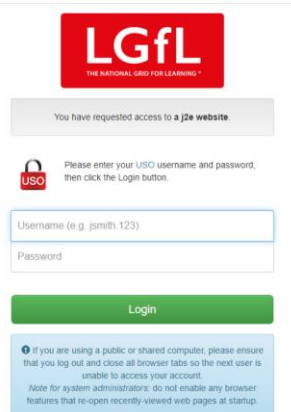
3. Click J2Launch.lgfl.net




4. Normal USO Login for years 3-6



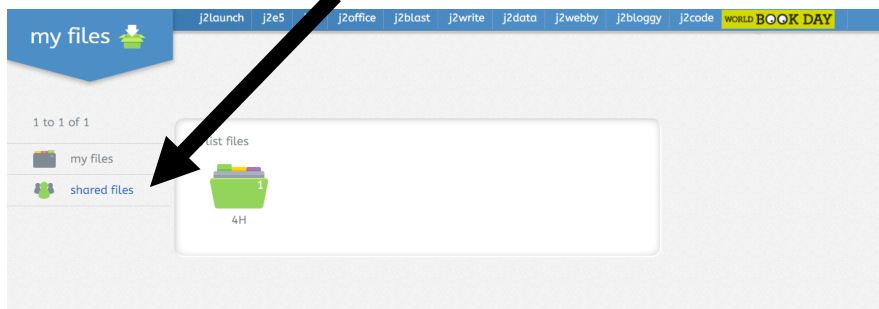
5. Sign in with your login details (use card given)



6. Click on My Files



7. Click the shared files



8. Click on the class folder and find the work the teacher has sent



9. There are many other fun activities on J2e including j2blast- this includes spellings and times tables! / j2 code etc.

